



# Smiley Bunch (k-camp) 2024


Coordinator: Kristina Provost

Phone Number: 514-916-7679

Email: [smileybunch@dbylc.com](mailto:smileybunch@dbylc.com)

Location: East Hill Elementary School

Address: 10350 Boul. Perras, Montreal, H1C 2H1



*\*All information on the following pages are subject to change.\**






# Other Centre Information

<p><i>Grades 1 &amp; 2</i> Sarah Anastacio &amp; Kayla Magri</p> <p>DBYLC, 2nd floor</p> <p>514-648-0043</p> <p><a href="mailto:camp12@dbylc.com">camp12@dbylc.com</a></p>	<p><i>Grades 3 &amp; 4</i> Joseph Cuzzocrea &amp; Sofia Molinaro</p> <p>DBYLC, 3rd Floor</p> <p>514-648-0042</p> <p><a href="mailto:camp34@dbylc.com">camp34@dbylc.com</a></p>	<p><i>Grades 5 &amp; 6</i> Gino Stea &amp; Christina Klimos</p> <p>Michelangelo Elementary School</p> <p>514-705-7679</p> <p><a href="mailto:camp56@dbylc.com">camp56@dbylc.com</a></p>	<p><i>Teen Spirit</i> Davide Clemente</p> <p>DBYLC, 3rd floor</p> <p>514-771-7679</p> <p><a href="mailto:teenspirit@dbylc.com">teenspirit@dbylc.com</a></p>
<p>Theo Vecera - Program Director Amy El-Zammar - Assistant Program Director</p>		<p>Number: 514 - 648 - 6421 Email: <a href="mailto:info@dbylc.com">info@dbylc.com</a></p>	



## How Can You Help?

1. Coloured pencils, markers and wax crayons
2. Water guns, Inflatable pools, Water balloon
3. Toys (balls, legos, puzzles, etc.)
4. Books (we have a reading corner)
5. Paint & Paint brushes
6. Construction paper
7. Jump ropes
8. Mr. Freeze

\*Anything  
donated will be  
greatly  
appreciated\* 



# Get to know the Coordinator

Hi Parents/Guardians,

My name is Kristina Provost and I am the coordinator for smiley bunch. I have worked at the dbylc summer camp for the past 8 years. I am also a tutor during the school year.

Outside of the DBYLC, I have recently graduated from McGill university in Kindergarten/Elementary Education.

This summer, I am very excited to meet all of the campers and ensure that they have a great summer. Many great activities and field trips are planned to make that happen.

I am more than happy to answer any questions that you might have so do not be afraid to reach out by text or call.

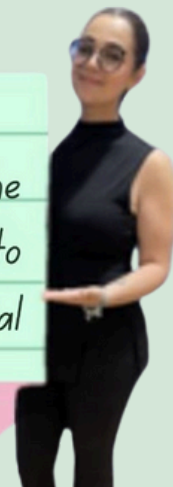


## Special Needs Coordinator

Hey parents!

My name is Erika Campisi, and I am the Special Needs Coordinator. My role is to guide and support the youth with special needs.

Contact: [campercare@dbylc.com](mailto:campercare@dbylc.com)





# Rules and Regulations

## What should campers bring to camp?

- *At least 2 water bottles*
  - *Suggestion: one cold, one frozen*
- *Sunscreen*
- *A healthy lunch and snacks*
- *Comfortable closed shoes*
  - *Sandals and flip flops are only accepted during water activities.*
- *Bathing suit and towel*
- *A change of clothes*
- *A cap*

## Early Dismissals:

- *If you would like to dismiss your child/children early due to a doctor's appointment, dentist, personal reasons, etc., we ask that you write a note or call their coordinator THE MORNING OF OR THE DAY BEFORE.*
- *Due to camp protocols, we cannot dismiss campers before 4pm if no call was made or note was given.*
- *ALL early dismissals will take place at East Hill Elementary School with the coordinator present.*
- *Your child must be signed out before they can leave.*



## Centre Rules:



- No food containing nuts
- Respect towards other campers, animators and coordinators
- Foul language will not be accepted
- We are a NO BULLY ZONE
- Think your child may be sick with an infection or virus? (Fever, gastro, respiratory infections, head lice, etc.)
- Should your child have:
  - just a runny nose, they may come to camp.
  - a cough with fever, they are to remain at home.
  - a fever, they are to remain at home for at least 24 hours without fever.
  - Diarrhea or vomiting, they are to remain at home for at least 24 hours after their last episode.
  - should your child have head lice, they are to remain at home and you are responsible for telling your center coordinator
- Your child can return to camp when they are fever and symptom free for at least 24 hours without taking tylenol or advil.
  - please inform us if your child is COVID positive.
- When a child is lethargic and unable to follow the day's activities, we will contact you to come and pick up your child.



## Drop off and pick up:

- If your child is not in daycare, they should be dropped off between 8:50 - 9:00am and picked up at 4 pm at the school entrance. There will be a staff member outside to greet them.
- If your child is in daycare, please enter the building with them between 7-9 am. Those in daycare, between 4-6 pm will need to be signed out.
- To facilitate the dismissal process, each group will be dismissed one at a time.
- For pick up and daycare, please have your ID and passwords ready.

# Theme Days

## Week 1 - Magical Experiments

Campers will be immersed in the world of magic by transforming into young wizards to explore the fascinating world of science.

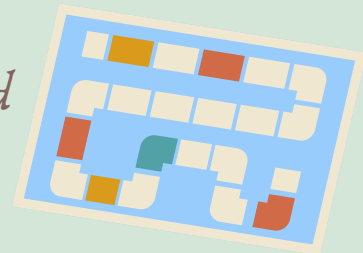


## Week 2 - Wizard Quest

During "Wizard Quest," campers will embark on an epic scavenger hunt, accompanied by their dedicated animators. They'll step into a world of magic and mystery, where their problem-solving skills and creativity will be put to the test.

## Week 3 - Board Game Realm

Campers will have the opportunity to step off the game board and into the life-sized version of their favourite games. Prepare for thrilling, real-life adventure, filled with excitement and fun.



## Week 4 - Enchanted Waters

- This magical day will offer unforgettable adventure filled with fun, excitement, and many water-based games. (Note: please bring a bathing suit, towel, flip-flops, and a bag to place their wet bathing suit)


## Week 5 - Fantasy Day

Campers will participate in a full day of activities relating to their favourite fairytales.



## Week 6 - Wish Upon a Star (Gala)

A fun afternoon with music, games and dancing!  
(Note: Please bring fantasy looking clothes to change into.)  
Please come into camp wearing usual camp clothing.



	<u>MONDAY</u>	<u>TUESDAY</u>	<u>WEDNESDAY</u>	<u>THURSDAY</u>	<u>FRIDAY</u>
<p>WEEK 1</p> 	<p>I</p>  <p>Canada Day</p>	<p>2</p>  <p>Welcome to Fairytale Land</p>	<p>3</p>  <p>Crazy Hair Day + Royal Portrait</p>	<p>4</p>  <p>Magical Experiments</p>	<p>5</p>  <p>Welcome Ice Cream Party</p>
<p>WEEK 2</p> 	<p>8</p>  <p>Fairy Wand Craft</p>	<p>9</p>  <p>Centre Challenge</p>	<p>10</p>  <p>Jersey Day</p>	<p>11</p>  <p>Mad Science</p>	<p>12</p>  <p>Wizard Quest</p>
<p>WEEK 3</p> 	<p>15</p>  <p>Fire Dragon Craft</p>	<p>16</p>  <p>Centre Challenge</p>	<p>17</p>  <p>Pyjama Day</p>	<p>18</p>  <p>Magician</p>	<p>19</p>  <p>Board Game Realm</p>
<p>WEEK 4</p> 	<p>22</p>  <p>Mystical Crown Craft</p>	<p>23</p>  <p>Centre Challenge</p>	<p>24</p>  <p>Superhero Day</p>	<p>25</p>  <p>Magic Beans</p>	<p>26</p>  <p>Enchanted Waters</p>
<p>WEEK 5</p> 	<p>29</p>  <p>Bear Family Puppets</p>	<p>30</p>  <p>Centre Challenge</p>	<p>31</p>  <p>Animal Dress-up Day</p>	<p>I</p>  <p>Secret Adventure</p>	<p>2</p>  <p>Fantasy Day</p>
<p>WEEK 6</p> 	<p>5</p>  <p>Frog Craft</p>	<p>6</p>  <p>Animator Appreciation</p>	<p>7</p>  <p>Fairytale Dress- up + Gala</p>	<p>8</p>  <p>Big Show Practice</p>	<p>9</p>  <p>Big Show</p>

# Outings:

## Mad Science (week 2)

*On July 11th, campers will participate in a Science Show. This show explores "magical" chemical potions, the wonders of Dry Ice, and the dynamics of air pressure. Children will witness magic, floating ping pong balls and witness a super-spectacular (and mysterious) bubbling potion. This show will excite every child's scientific curiosity.*

## Magician (week 3)

*On July 18th, a magician will be coming to East Hill for a MAGICAL EXPERIENCE!*

*\*Please cut the form below and return to a Smiley Bunch animator or coordinator.\**

-----  
Camper Name: \_\_\_\_\_

Group #: \_\_\_\_\_

Parent Name: \_\_\_\_\_

Parent Signature: \_\_\_\_\_

*Please check off YES or NO whether your child will be attending the field trips or big show.*

Outings	Yes	No
Mad Science (week 2) (in house)		
Magician (week 3) (in house)		
Big Show (week 6) (end of summer show)		